



Hastings Community Survey 2023

259

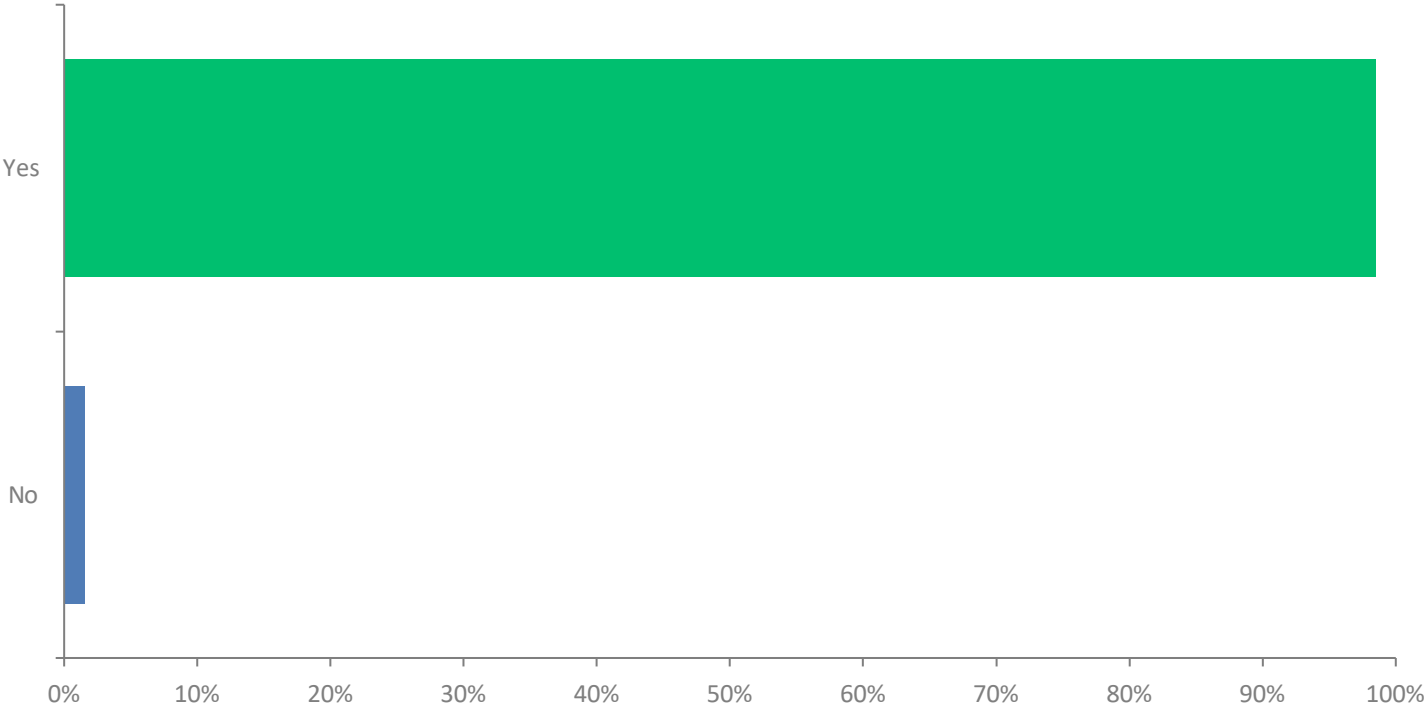
Responses

Dates Survey Conducted: October 3 to October 31, 2023

Complete Responses: 389 of which 259 answered more than Q1

Q1: Do you live or work in the village of Hastings-on-Hudson?

Answered: 389 Skipped: 0



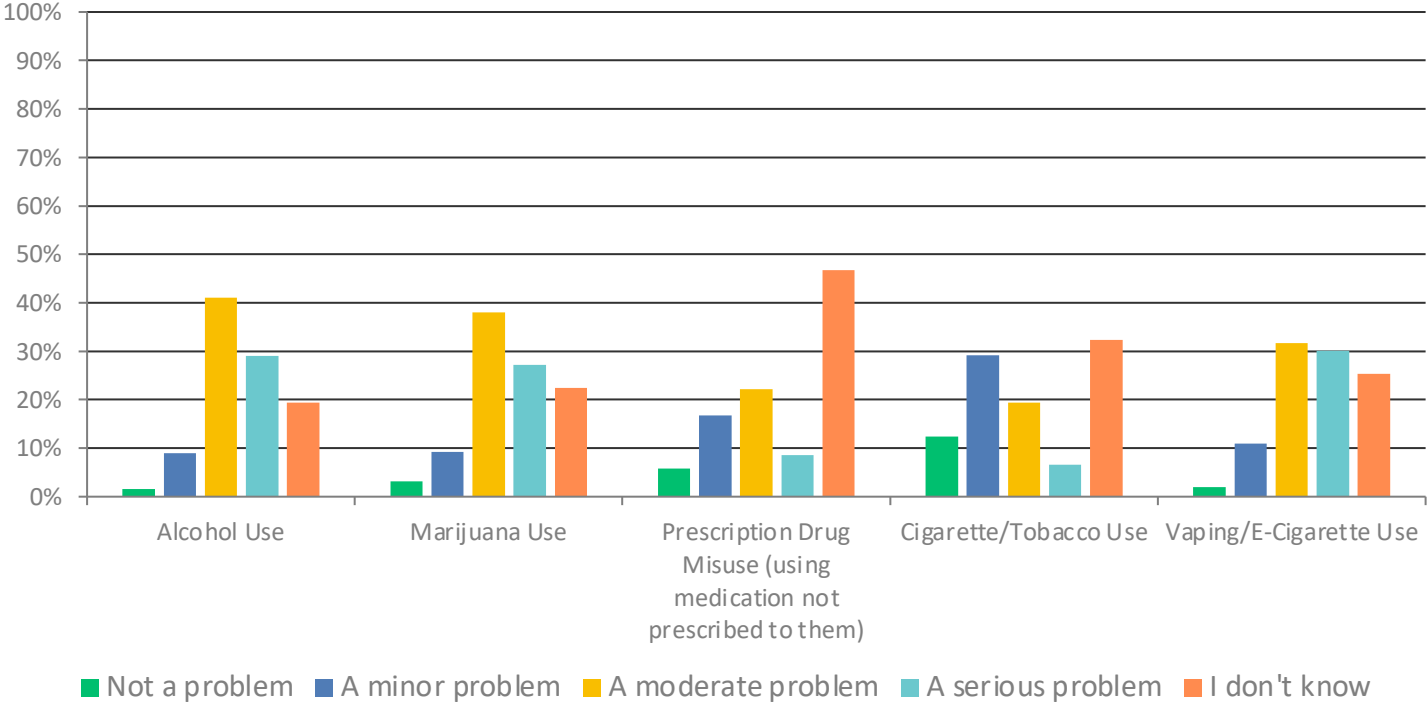
Q1: Do you live or work in the village of Hastings-on-Hudson?

Answered: 389 Skipped: 0

ANSWER CHOICES	RESPONSES	
Yes	98.46%	383
No	1.54%	6
TOTAL		389

Q2a: How much of a problem do you think each of the following is among youth (6th - 12th grade) in Hastings?

Answered: 258



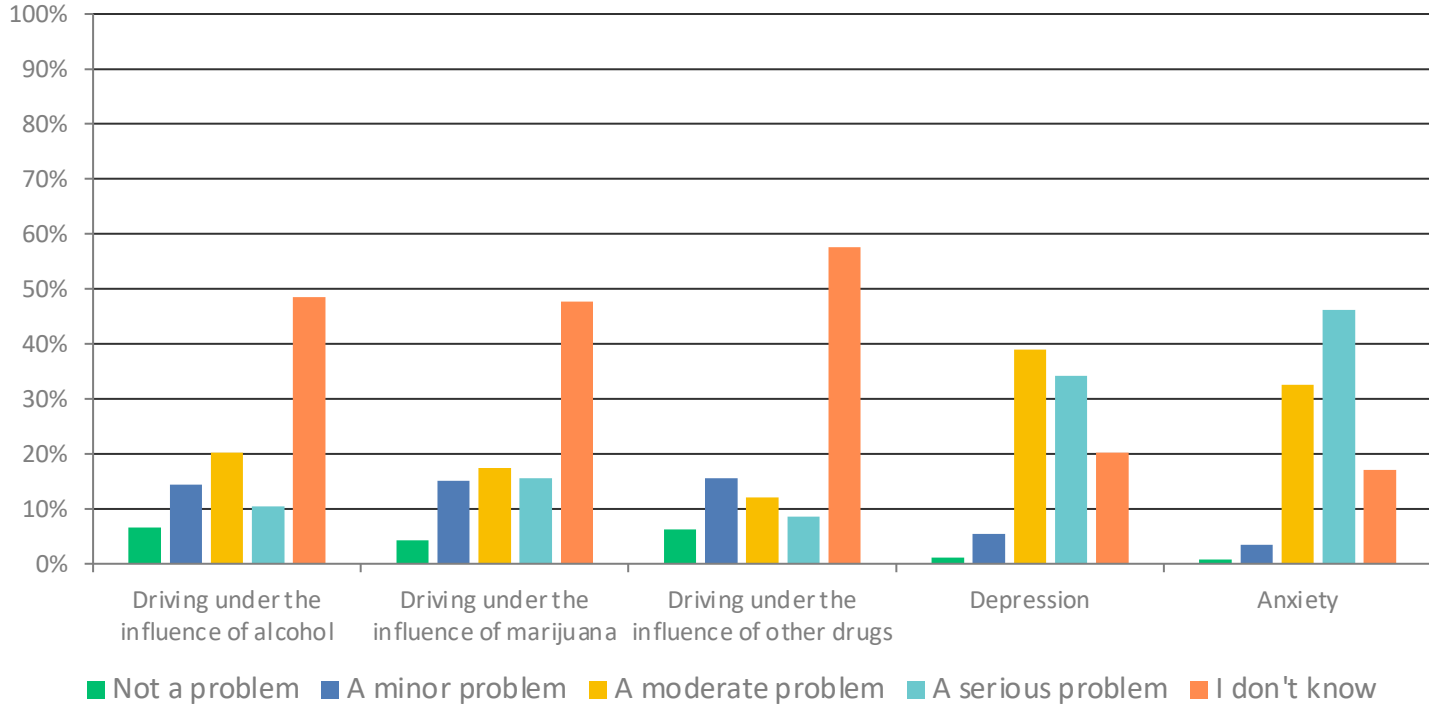
Q2: How much of a problem do you think each of the following is among youth (6th - 12th grade) in Hastings?

Answered: 258 Skipped: 131

	NOT A PROBLEM	A MINOR PROBLEM	A MODERATE PROBLEM	A SERIOUS PROBLEM	I DON'T KNOW	TOTAL	WEIGHTED AVERAGE
Alcohol Use	1.55% 4	8.91% 23	41.09% 106	29.07% 75	19.38% 50	258	3.21
Marijuana Use	3.10% 8	9.30% 24	37.98% 98	27.13% 70	22.48% 58	258	3.15
Prescription Drug Misuse	5.84% 15	16.73% 43	22.18% 57	8.56% 22	46.69% 120	257	2.63
Cigarette/Tobacco Use	12.45% 32	29.18% 75	19.46% 50	6.61% 17	32.30% 83	257	2.30
Vaping/E-Cigarette Use	1.95% 5	10.94% 28	31.64% 81	30.08% 77	25.39% 65	256	3.20

Q2b: How much of a problem do you think each of the following is among youth (6th - 12th grade) in Hastings?

Answered: 258



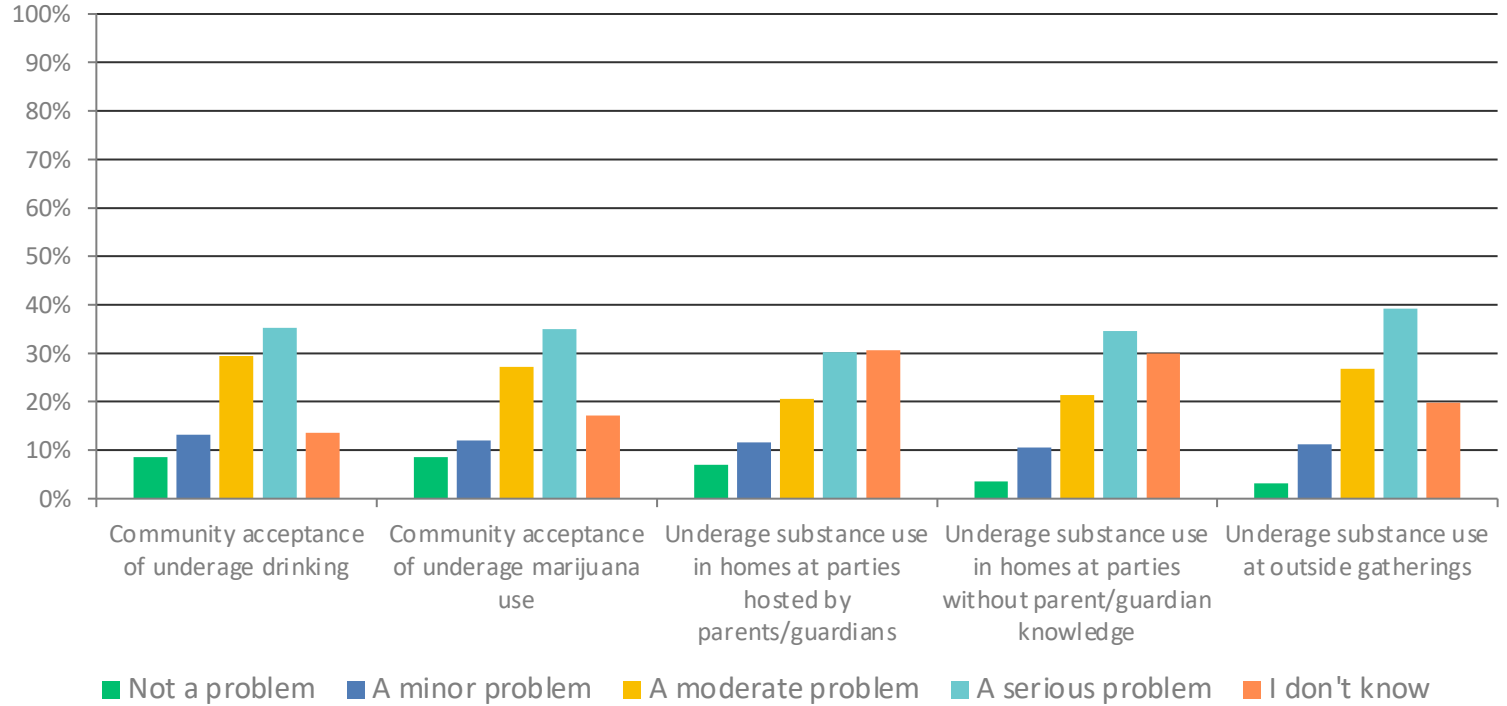
Q2: How much of a problem do you think each of the following is among youth (6th - 12th grade) in Hastings?

Answered: 258 Skipped: 131

	NOT A PROBLEM	A MINOR PROBLEM	A MODERATE PROBLEM	A SERIOUS PROBLEM	I DON'T KNOW	TOTAL	WEIGHTED AVERAGE
Driving under the influence of alcohol	6.59% 17	14.34% 37	20.16% 52	10.47% 27	48.45% 125	258	2.67
Driving under the influence of marijuana	4.26% 11	15.12% 39	17.44% 45	15.50% 40	47.67% 123	258	2.84
Driving under the influence of other drugs	6.23% 16	15.56% 40	12.06% 31	8.56% 22	57.59% 148	257	2.54
Depression	1.17% 3	5.45% 14	38.91% 100	34.24% 88	20.23% 52	257	3.33
Anxiety	0.78% 2	3.49% 9	32.56% 84	46.12% 119	17.05% 44	258	3.50

Q3: How much of a problem do you think each of the following is within the Hastings community?

Answered: 258



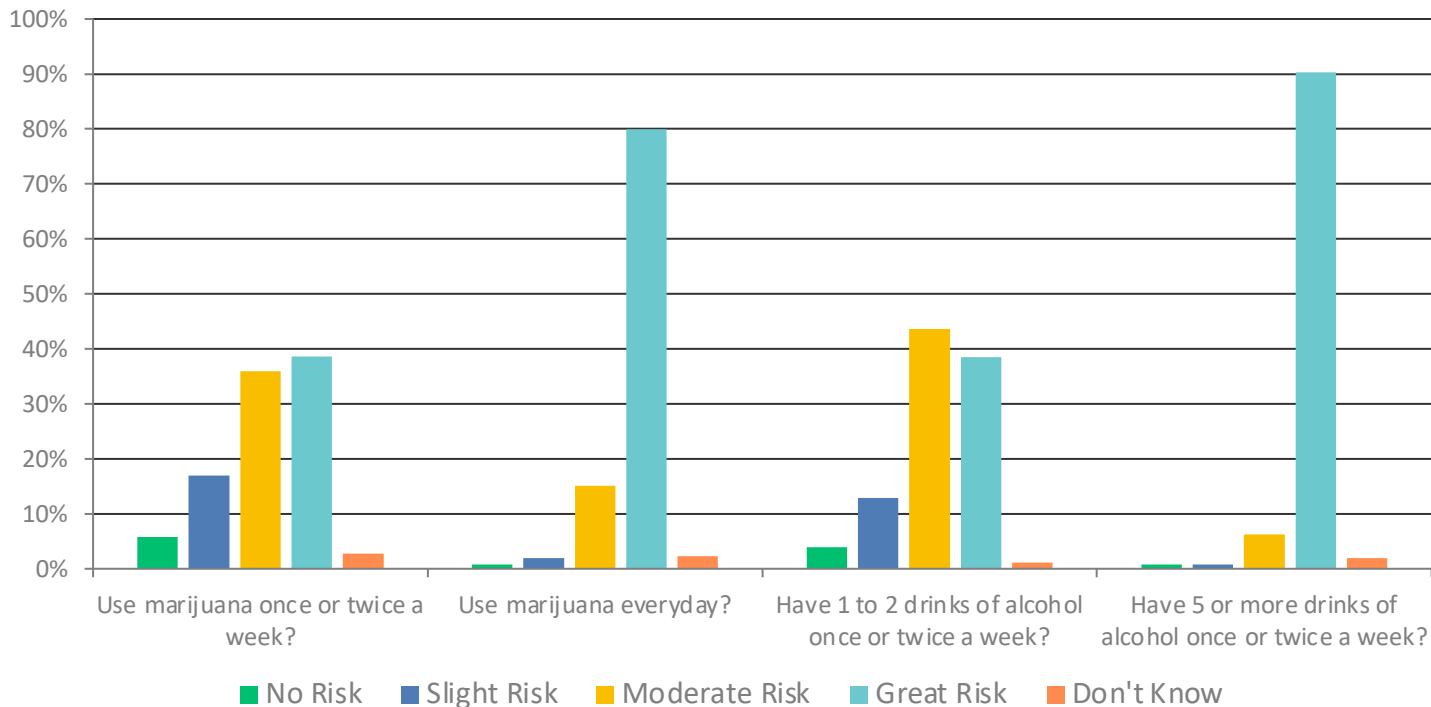
Q3: How much of a problem do you think each of the following is within the Hastings community?

Answered: 258 Skipped: 131

	NOT A PROBLEM	A MINOR PROBLEM	A MODERATE PROBLEM	A SERIOUS PROBLEM	I DON'T KNOW	TOTAL	WEIGHTED AVERAGE
Community acceptance of underage drinking	8.53% 22	13.18% 34	29.46% 76	35.27% 91	13.57% 35	258	3.06
Community acceptance of underage marijuana use	8.56% 22	12.06% 31	27.24% 70	35.02% 90	17.12% 44	257	3.07
Underage substance use in homes at parties hosted by parents/guardians	6.98% 18	11.63% 30	20.54% 53	30.23% 78	30.62% 79	258	3.07
Underage substance use in homes at parties without parent/guardian knowledge	3.50% 9	10.51% 27	21.40% 55	34.63% 89	29.96% 77	257	3.24
Underage substance use at outside gatherings	3.10% 8	11.24% 29	26.74% 69	39.15% 101	19.77% 51	258	3.27

Q4a: How much do you think youth risk harming their physical or mental health if they:

Answered: 259



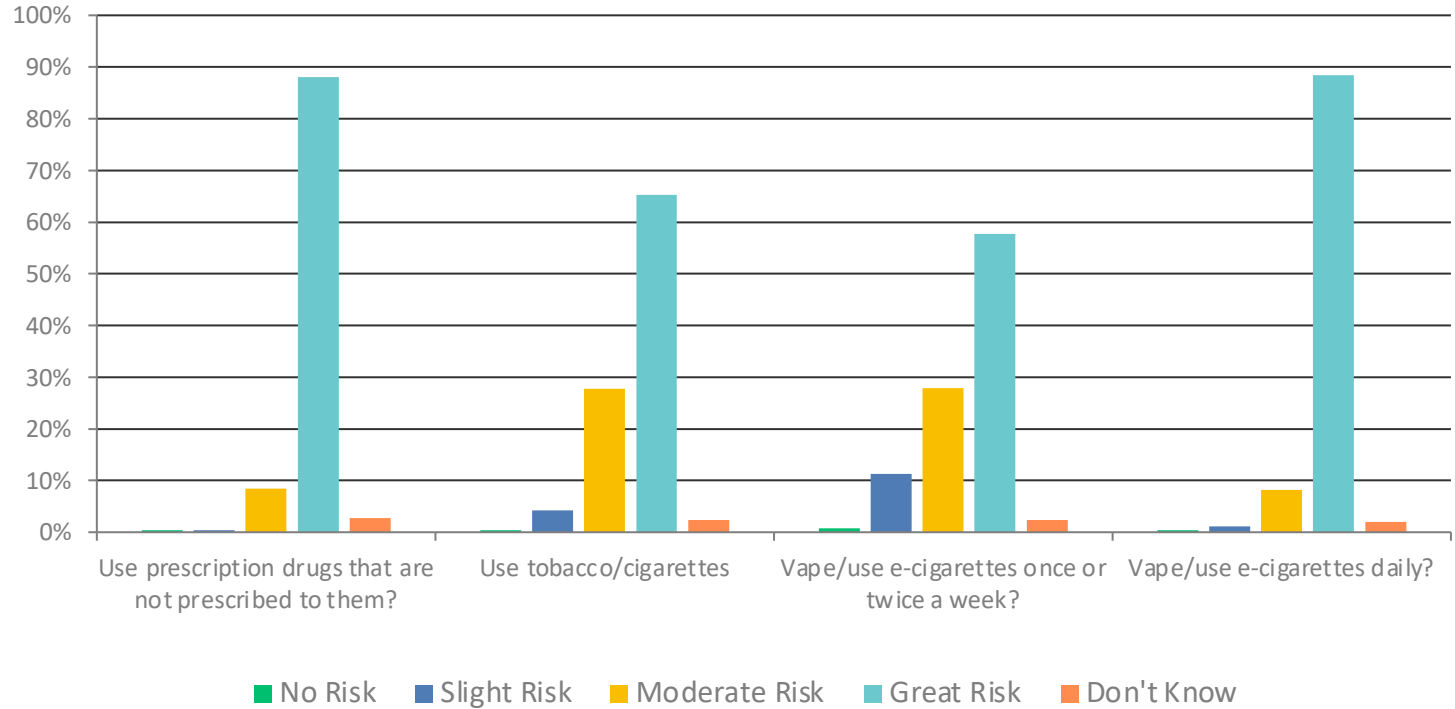
Q4: How much do you think youth risk harming their physical or mental health if they:

Answered: 259 Skipped: 130

	NO RISK	SLIGHT RISK	MODERATE RISK	GREAT RISK	DON'T KNOW	TOTAL	WEIGHTED AVERAGE
Use marijuana once or twice a week?	5.79% 15	16.99% 44	35.91% 93	38.61% 100	2.70% 7	259	3.10
Use marijuana everyday?	0.77% 2	1.93% 5	15.06% 39	79.92% 207	2.32% 6	259	3.78
Have 1 to 2 drinks of alcohol once or twice a week?	3.89% 10	12.84% 33	43.58% 112	38.52% 99	1.17% 3	257	3.18
Have 5 or more drinks of alcohol once or twice a week?	0.78% 2	0.78% 2	6.20% 16	90.31% 233	1.94% 5	258	3.90

Q4b: How much do you think youth risk harming their physical or mental health if they:

Answered: 259



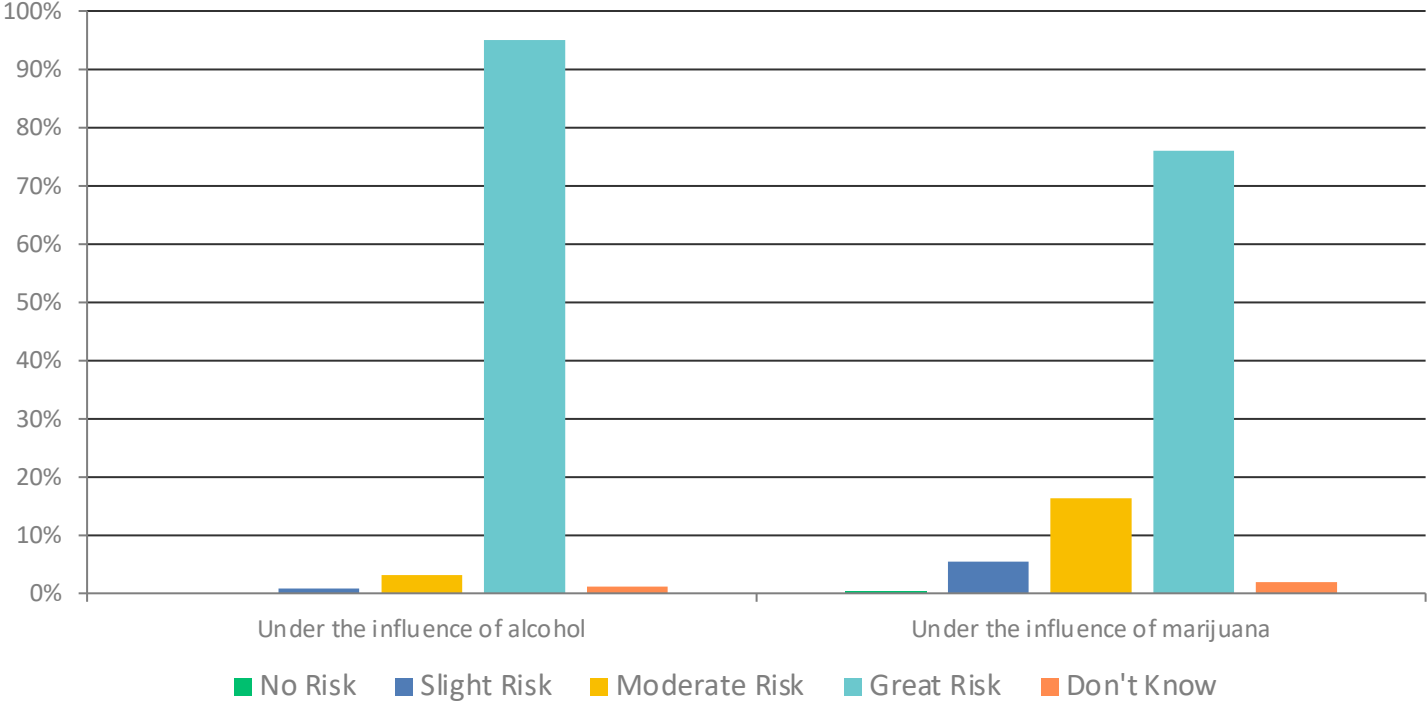
Q4: How much do you think youth risk harming their physical or mental health if they:

Answered: 259 Skipped: 130

	NO RISK	SLIGHT RISK	MODERATE RISK	GREAT RISK	DON'T KNOW	TOTAL	WEIGHTED AVERAGE
Use prescription drugs that are not prescribed to them?	0.39% 1	0.39% 1	8.49% 22	88.03% 228	2.70% 7	259	3.89
Use tobacco/cigarettes	0.39% 1	4.25% 11	27.80% 72	65.25% 169	2.32% 6	259	3.62
Vape/use e-cigarettes once or twice a week?	0.78% 2	11.24% 29	27.91% 72	57.75% 149	2.33% 6	258	3.46
Vape/use e-cigarettes daily?	0.39% 1	1.16% 3	8.14% 21	88.37% 228	1.94% 5	258	3.88

Q5: How much do you think people risk harming themselves or others when they drive...

Answered: 258



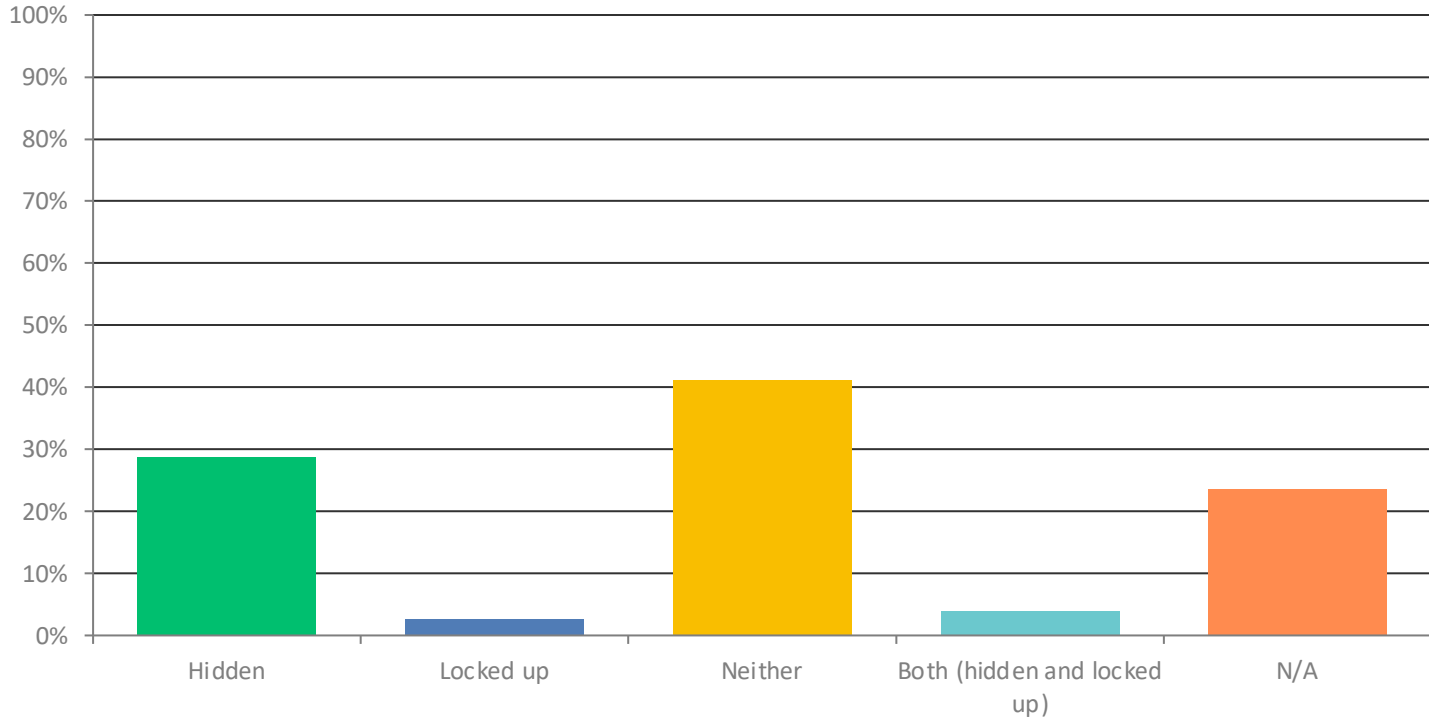
Q5: How much do you think people risk harming themselves or others when they drive...

Answered: 258 Skipped: 131

	NO RISK	SLIGHT RISK	MODERATE RISK	GREAT RISK	DON'T KNOW	TOTAL	WEIGHTED AVERAGE
Under the influence of alcohol	0% 0	0.78% 2	3.10% 8	94.96% 245	1.16% 3	258	3.95
Under the influence of marijuana	0.39% 1	5.43% 14	16.28% 42	75.97% 196	1.94% 5	258	3.71

Q6: If you currently have prescription medication at your home, how is it stored? (select one)

Answered: 258



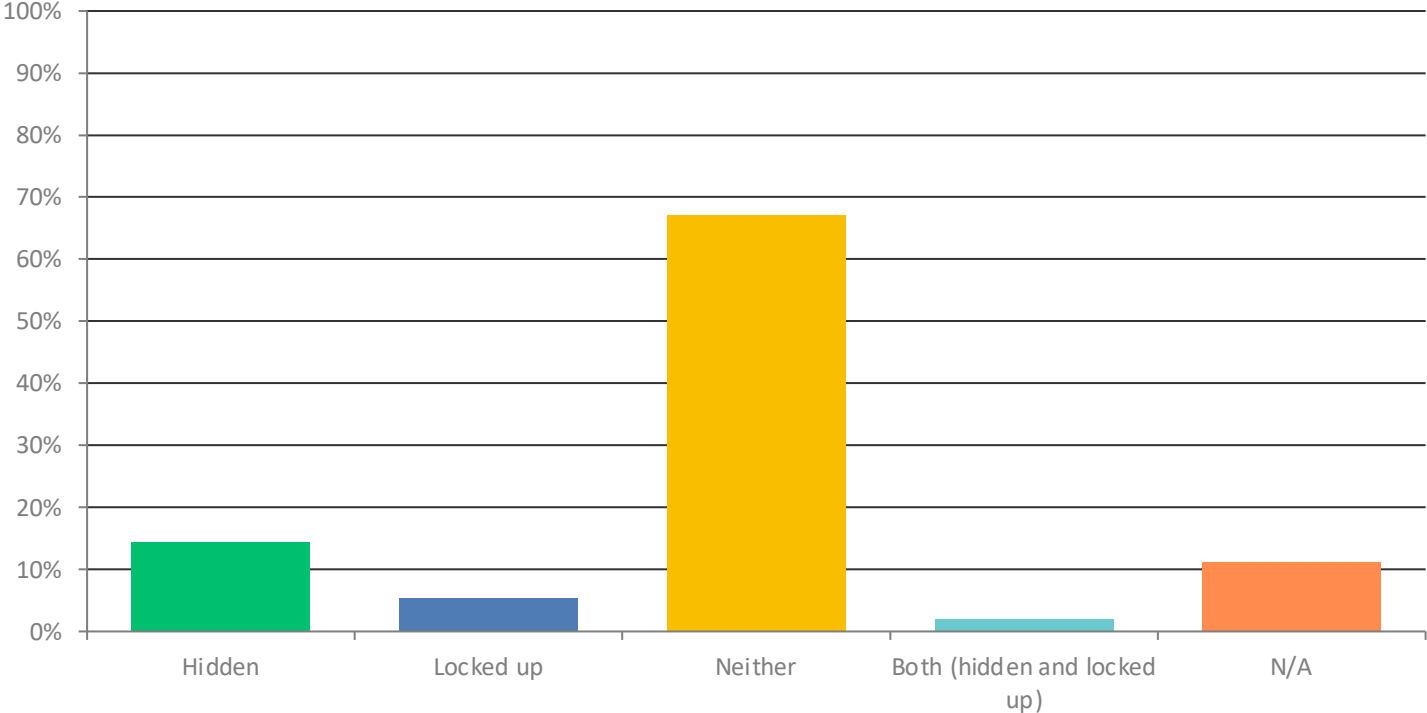
Q6: If you currently have prescription medication at your home, how is it stored? (select one)

Answered: 258 Skipped: 131

ANSWER CHOICES	RESPONSES	
Hidden	28.68%	74
Locked up	2.71%	7
Neither	41.09%	106
Both (hidden and locked up)	3.88%	10
N/A	23.64%	61
TOTAL		258

Q7: If you currently have alcohol at your home, how is it stored? (select one)

Answered: 258



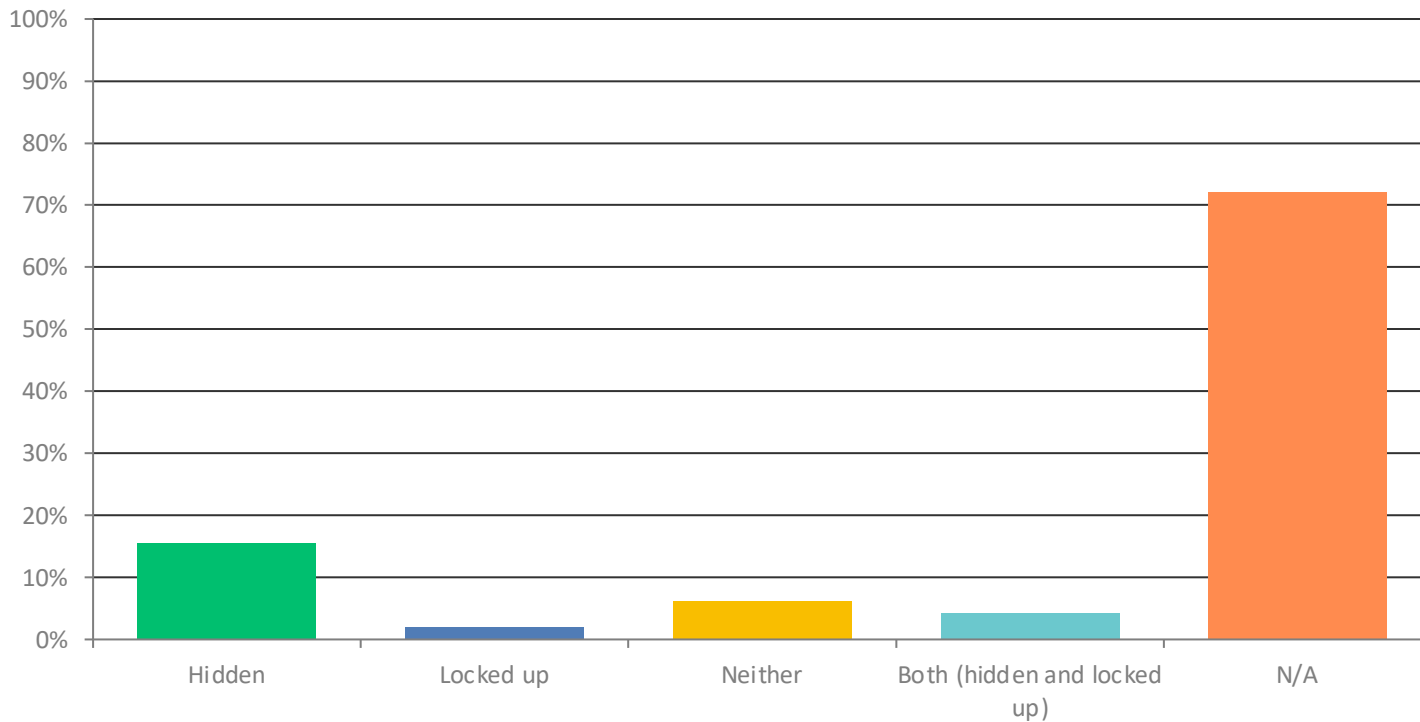
Q7: If you currently have alcohol at your home, how is it stored? (select one)

Answered: 258 Skipped: 131

ANSWER CHOICES	RESPONSES	
Hidden	14.34%	37
Locked up	5.43%	14
Neither	67.05%	173
Both (hidden and locked up)	1.94%	5
N/A	11.24%	29
TOTAL		258

Q8: If you currently have marijuana/cannabis (including edibles, tinctures) at your home, how is it stored? (select one)

Answered: 258



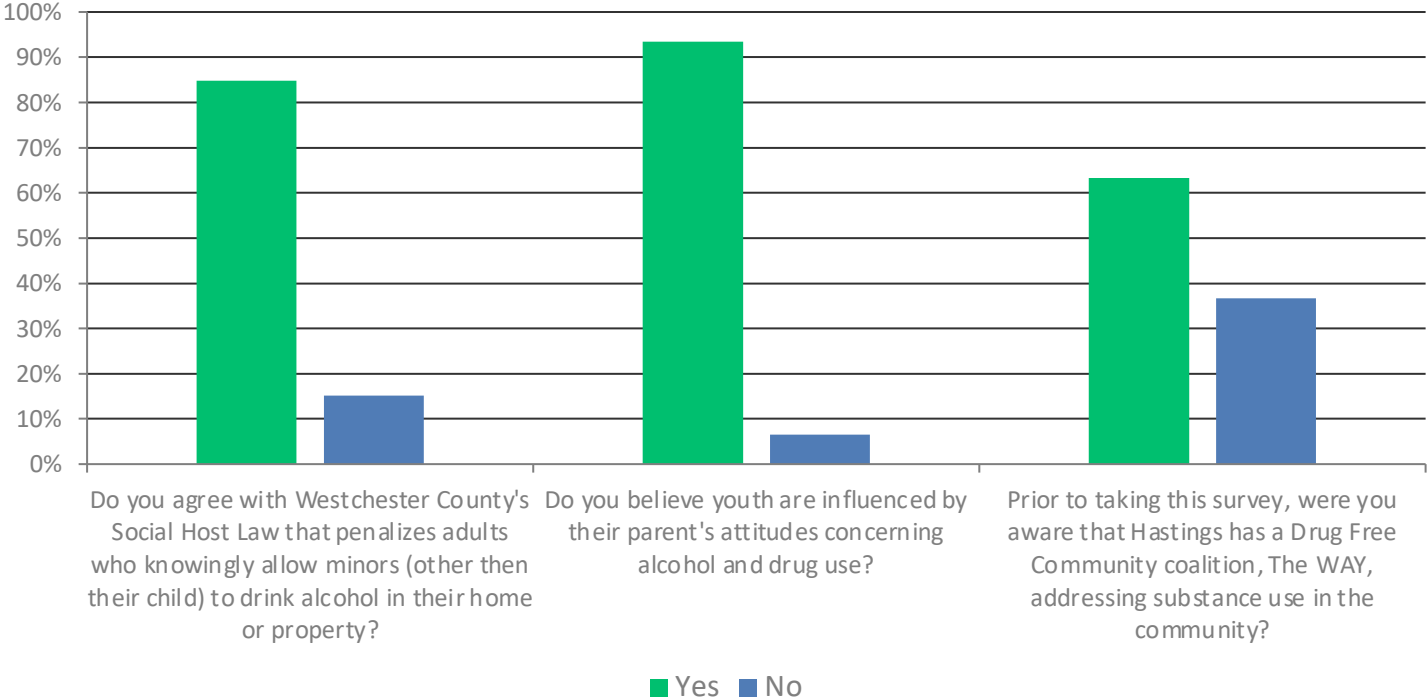
Q8: If you currently have marijuana/cannabis (including edibles, tinctures) at your home, how is it stored? (select one)

Answered: 258 Skipped: 131

ANSWER CHOICES	RESPONSES	
Hidden	15.50%	40
Locked up	1.94%	5
Neither	6.20%	16
Both (hidden and locked up)	4.26%	11
N/A	72.09%	186
TOTAL		258

Q9: Please answer yes or no to following questions.

Answered: 259



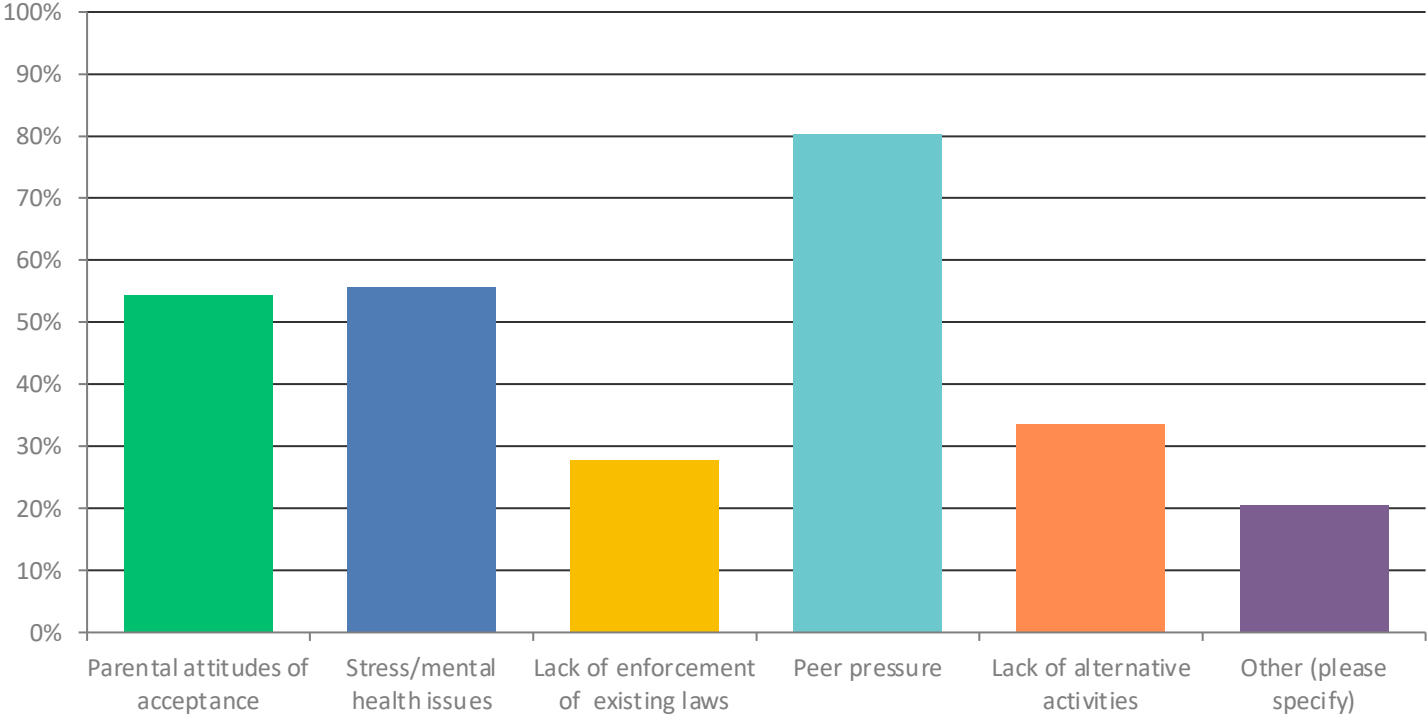
Q9: Please answer yes or no to following questions.

Answered: 259 Skipped: 130

	YES	NO	TOTAL	WEIGHTED AVERAGE
Do you agree with Westchester County's Social Host Law that penalizes adults who knowingly allow minors (other than their child) to drink alcohol in their home or property?	84.82% 218	15.18% 39	257	1.15
Do you believe youth are influenced by their parent's attitudes concerning alcohol and drug use?	93.41% 241	6.59% 17	258	1.07
Prior to taking this survey, were you aware that Hastings has a Drug Free Community coalition, The WAY, addressing substance use in the community?	63.32% 164	36.68% 95	259	1.37

Q10: Why do you think some youth in our community choose to drink and/or use drugs? (Please check your top 3 choices.)

Answered: 259



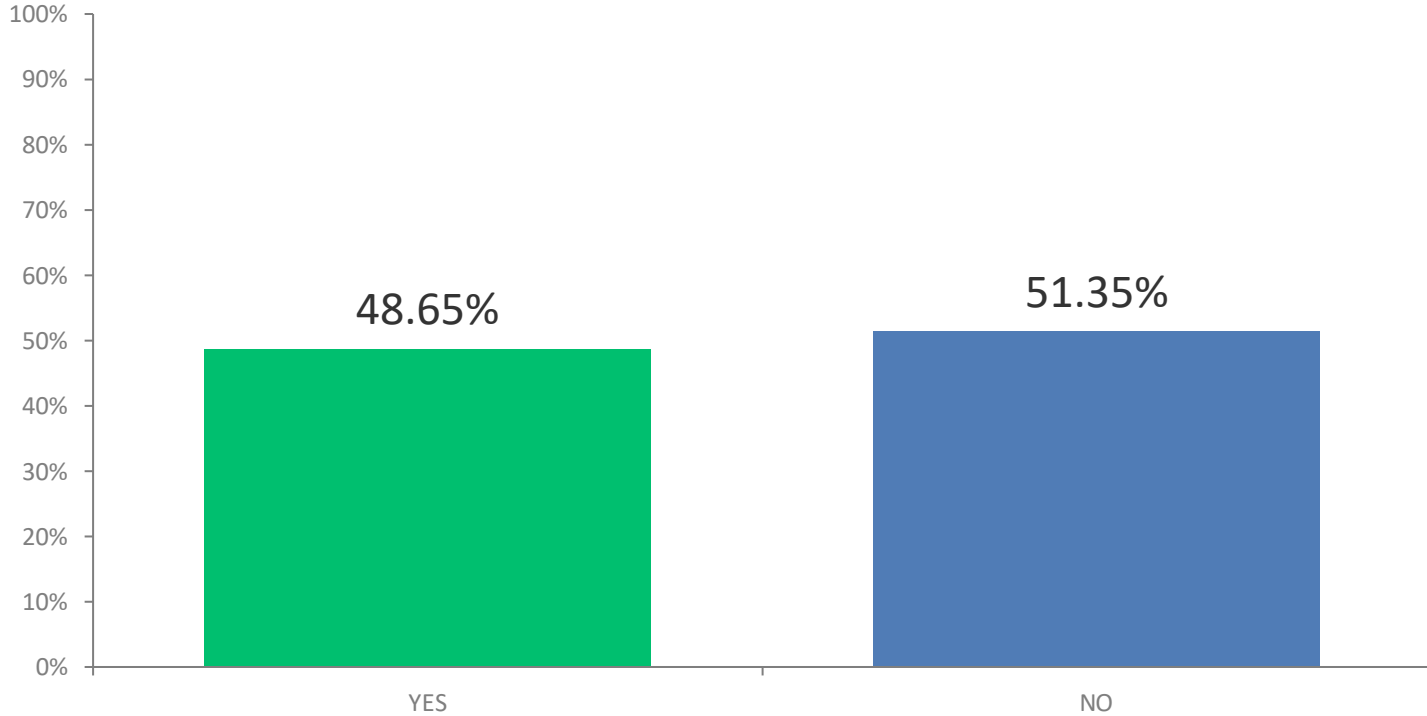
Q10: Why do you think some youth in our community choose to drink and/or use drugs? (Please check your top 3 choices.)

Answered: 259 Skipped: 130

ANSWER CHOICES	RESPONSES	
Parental attitudes of acceptance	54.44%	141
Stress/mental health issues	55.60%	144
Lack of enforcement of existing laws	27.80%	72
Peer pressure	80.31%	208
Lack of alternative activities	33.59%	87
Other (please specify)	20.46%	53
TOTAL		705

Q11: Are you the adult parent/guardian of a child currently in grades 6 to 12?

Answered: 259



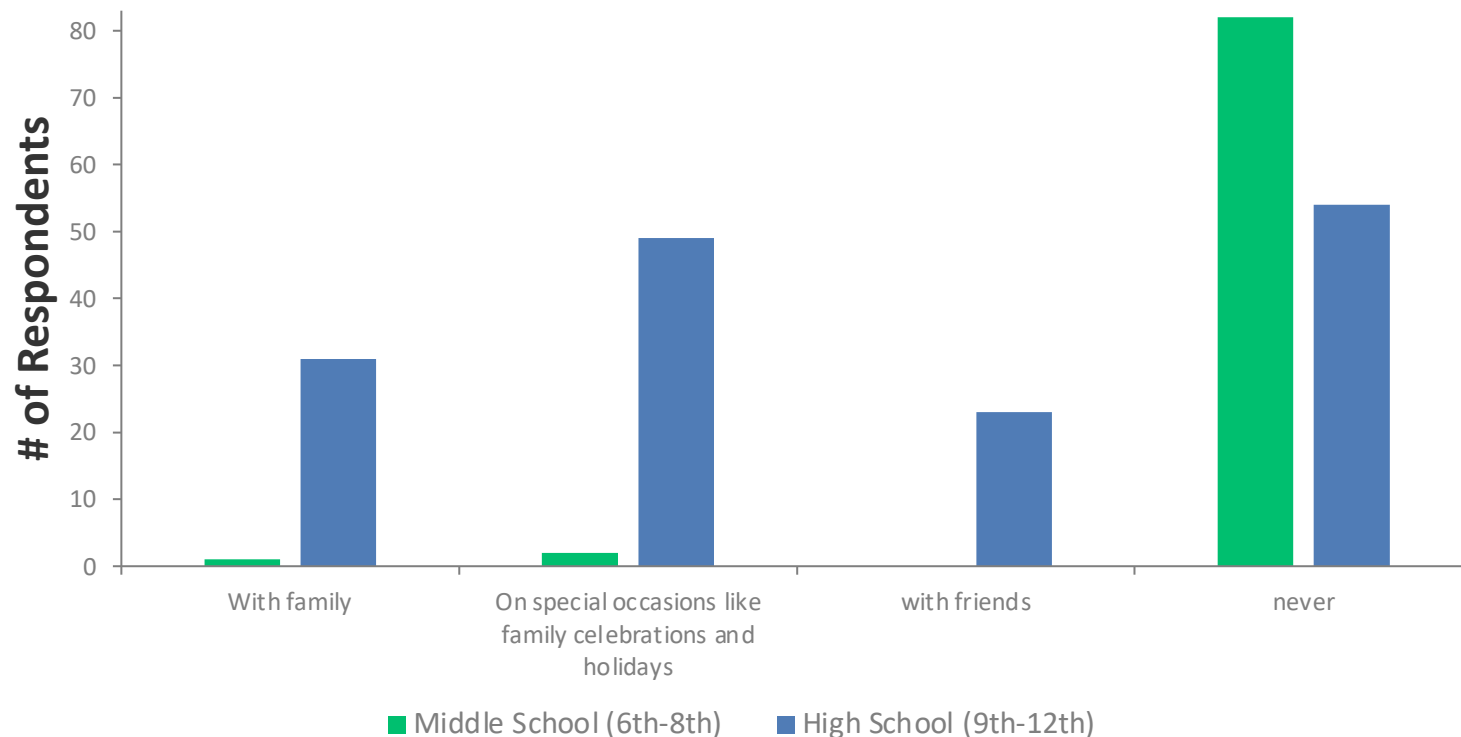
Q11: Are you the adult parent/guardian of a child currently in grades 6 to 12?

Answered: 259 Skipped: 130

ANSWER CHOICES	RESPONSES	
YES	48.65%	126
NO	51.35%	133
TOTAL		259

Q12: Under what circumstances would you allow your teen to drink alcohol (more than a sip or taste)? (please check all that apply)

Answered: 117

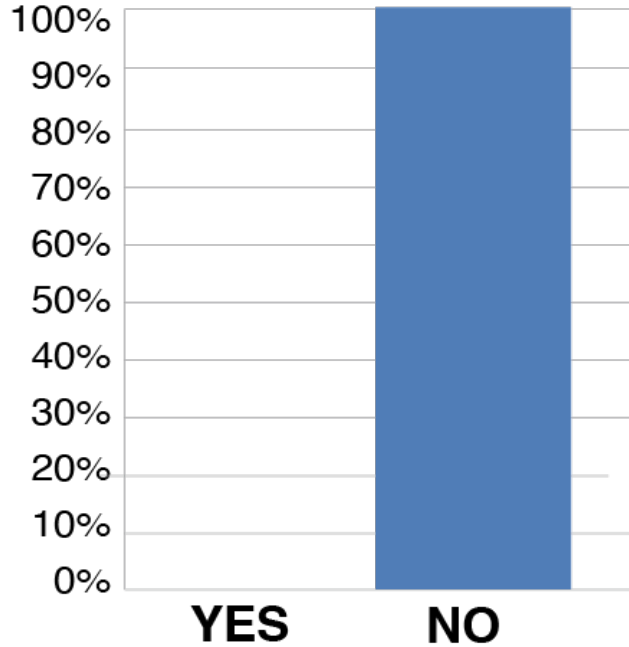


Q12: Under what circumstances would you allow your teen to drink alcohol (more than a sip or taste)? (please check all that apply)

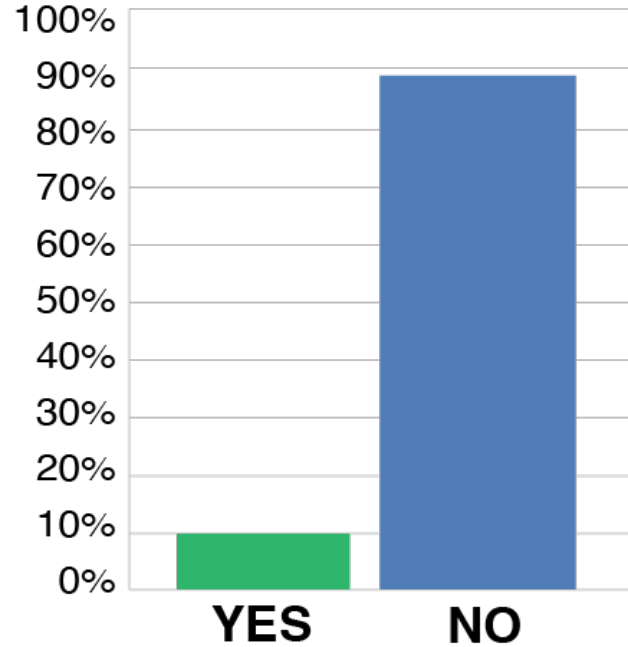
Answered: 117 Skipped: 272

	MIDDLE SCHOOL (6TH-8TH)	HIGH SCHOOL (9TH-12TH)	TOTAL	WEIGHTED AVERAGE
With family	1	31	32	1
On special occasions like family celebrations and holidays	2	49	51	1
with friends	0	23	23	1
never	82	54	90	1

Middle School (6th-8th)

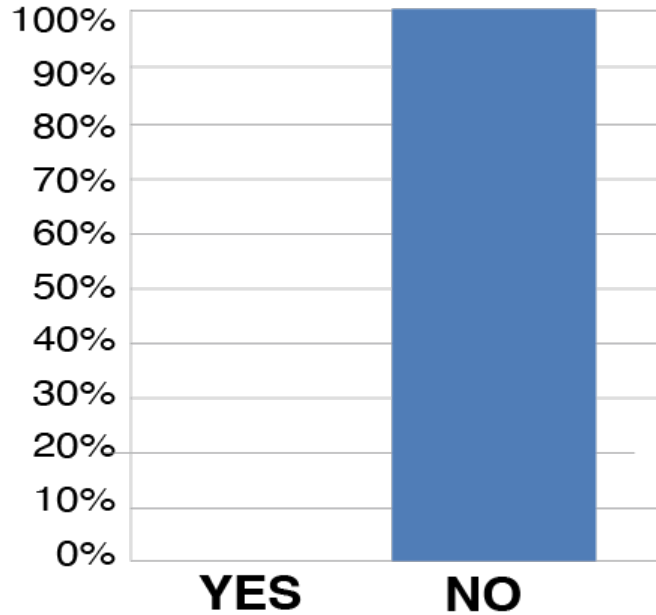


High School (9th-12th)

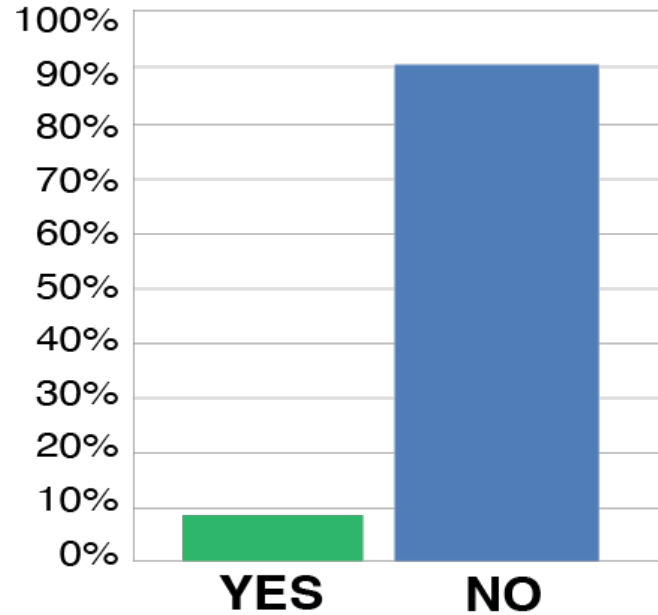


Would you allow your teen to use marijuana?

Middle School (6th-8th)

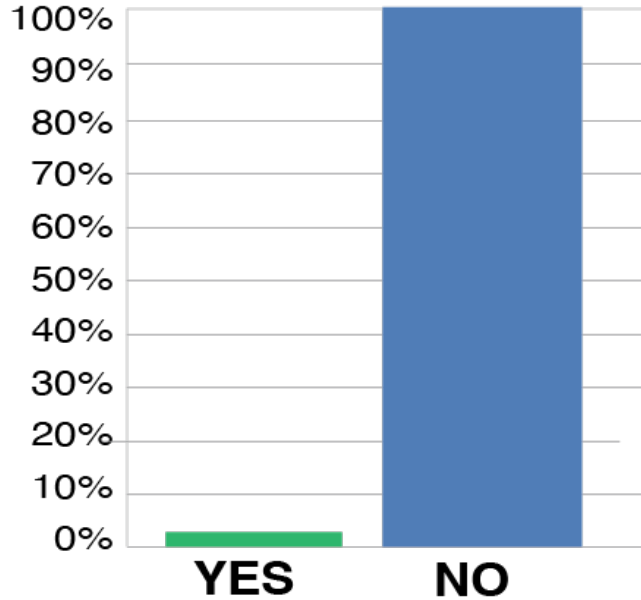


High School (9th-12th)

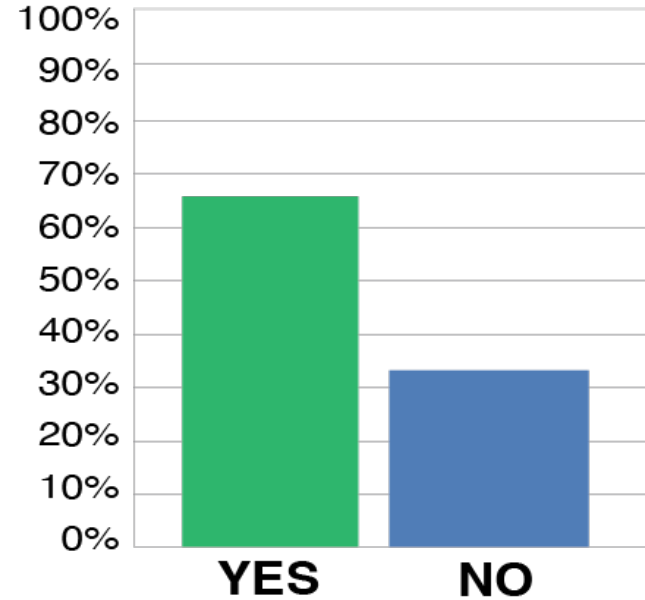


Would you allow teens to drink in your home if no one drove home?

Middle School (6th-8th)

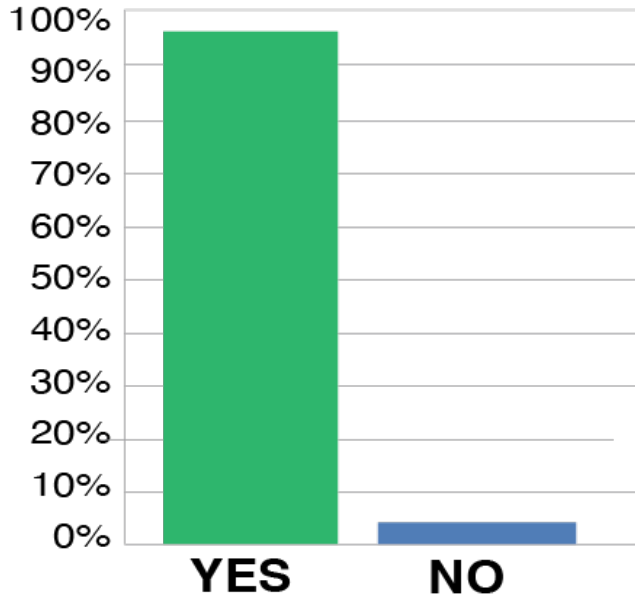


High School (9th-12th)

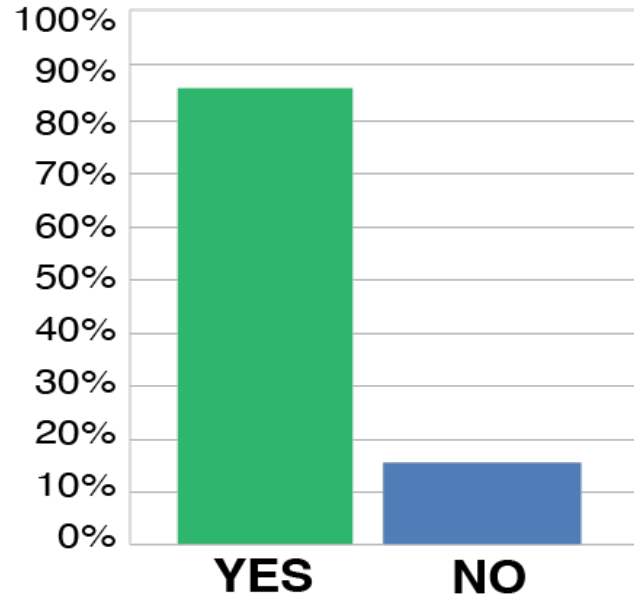


Would you allow your teen to attend a party where drugs/alcohol were known to be present?

Middle School (6th-8th)



High School (9th-12th)



Would you be upset if other parents allowed your child to drink in their home?

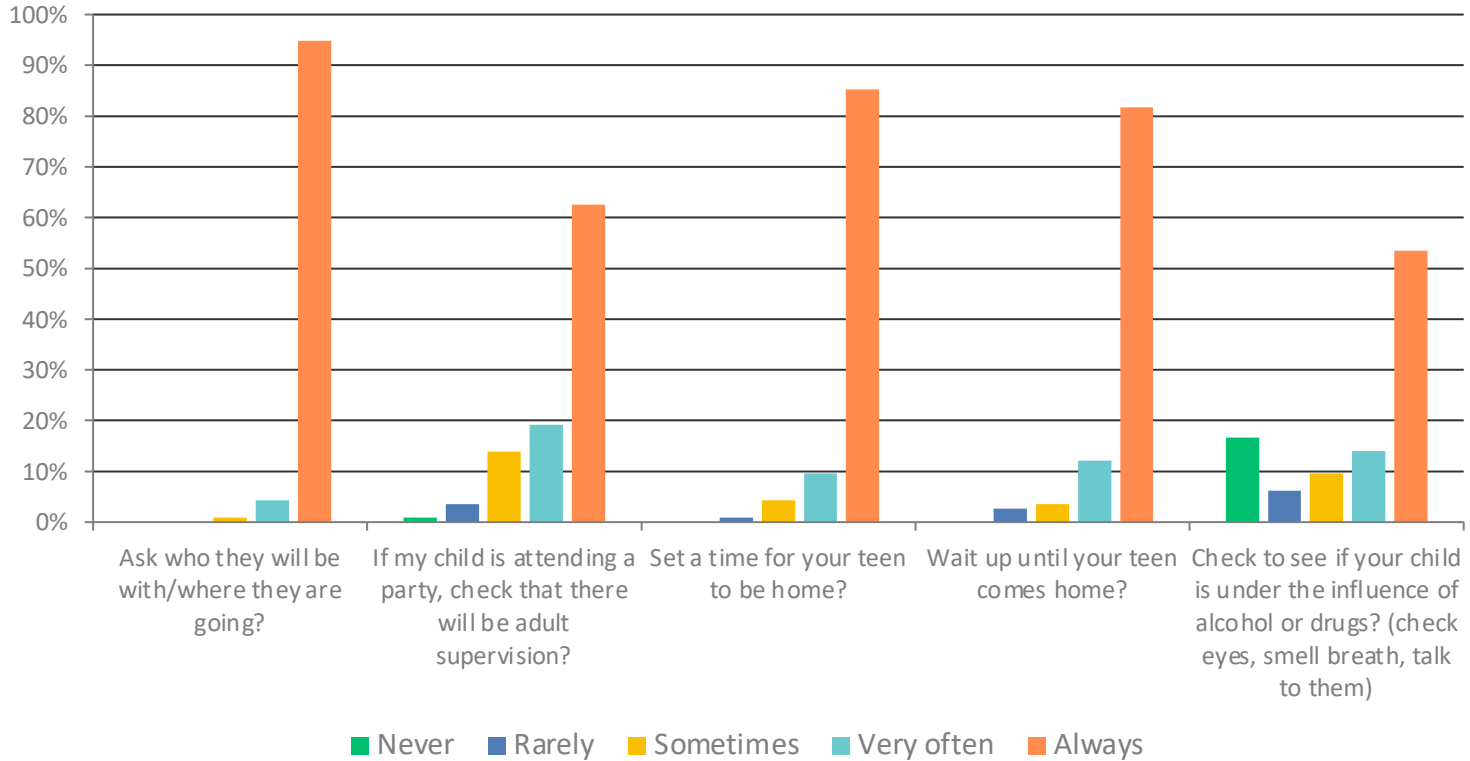
Q13: Please check yes or no for the following questions as they apply to a teen in middle and high school. Would you...

Answered: 119 Skipped: 270

Middle School (6th-8th)			
	YES	NO	TOTAL
Allow your teen to use marijuana?	0.00% 0	100.00% 113	113
Allow teens to drink in your home if no one drove home?	0.00% 0	100.00% 112	112
Allow your teen to attend a party where drugs/alcohol were known to be present?	2.65% 3	97.35% 110	113
Be upset if other parents allowed your child to drink in their home?	95.58% 108	4.42% 5	113
High School (9th-12th)			
	YES	NO	TOTAL
Allow your teen to use marijuana?	10.43% 12	89.57% 103	115
Allow teens to drink in your home if no one drove home?	8.77% 10	91.23% 104	114
Allow your teen to attend a party where drugs/alcohol were known to be present?	66.09% 76	33.91% 39	115
Be upset if other parents allowed your child to drink in their home?	85.09% 97	14.91% 17	114

Q14: If your teen goes out in the evening or on the weekend, how often do you:

Answered: 115



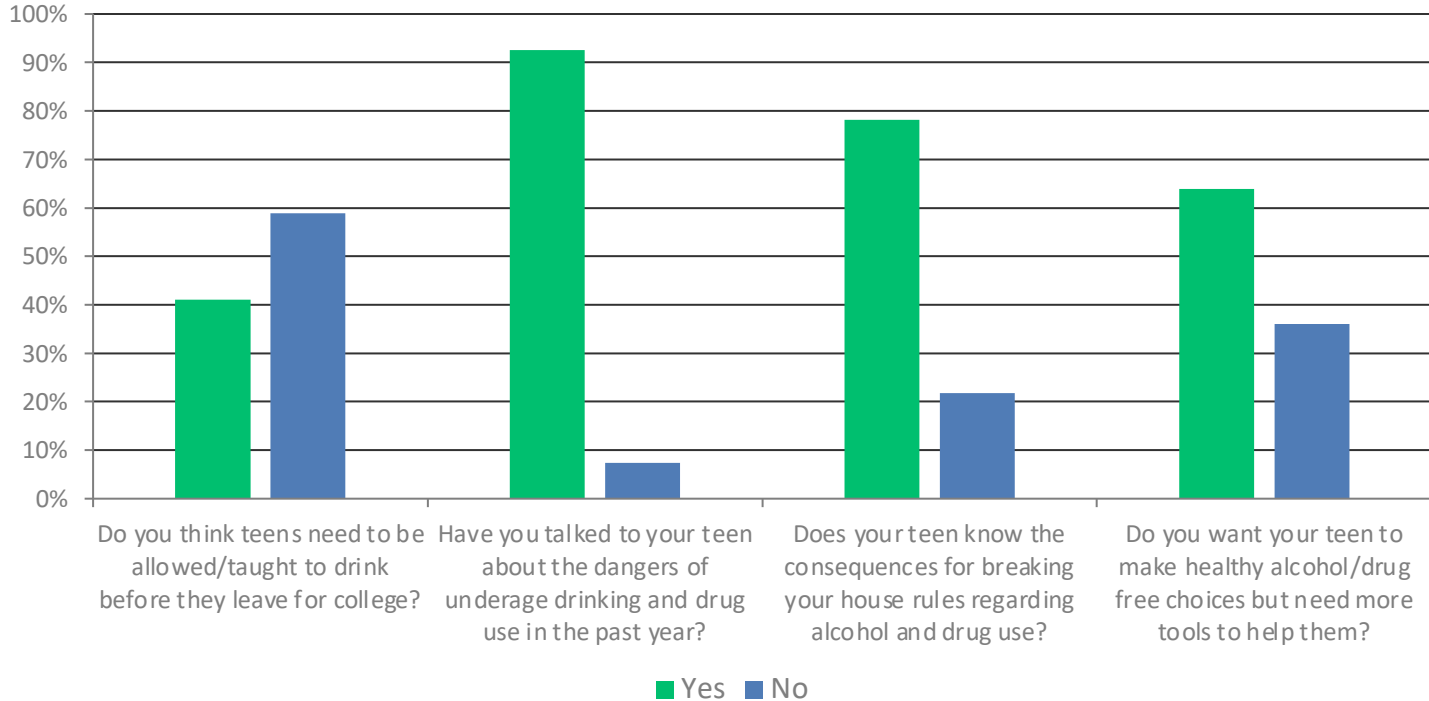
Q14: If your teen goes out in the evening or on the weekend, how often do you:

Answered: 115 Skipped: 274

	NEVER	RARELY	SOMETIMES	VERY OFTEN	ALWAYS	TOTAL	WEIGHTED AVERAGE
Ask who they will be with/where they are going?	0% 0	0% 0	0.87% 1	4.35% 5	94.78% 109	115	4.94
If my child is attending a party, check that there will be adult supervision?	0.87% 1	3.48% 4	13.91% 16	19.13% 22	62.61% 72	115	4.39
Set a time for your teen to be home?	0% 0	0.87% 1	4.35% 5	9.57% 11	85.22% 98	115	4.79
Wait up until your teen comes home?	0% 0	2.61% 3	3.48% 4	12.17% 14	81.74% 94	115	4.73
Check to see if your child is under the influence of alcohol or drugs? (check eyes, smell breath, talk to them)	16.67% 19	6.14% 7	9.65% 11	14.04% 16	53.51% 61	114	3.82

Q15: Please answer yes or no to following questions.

Answered: 119



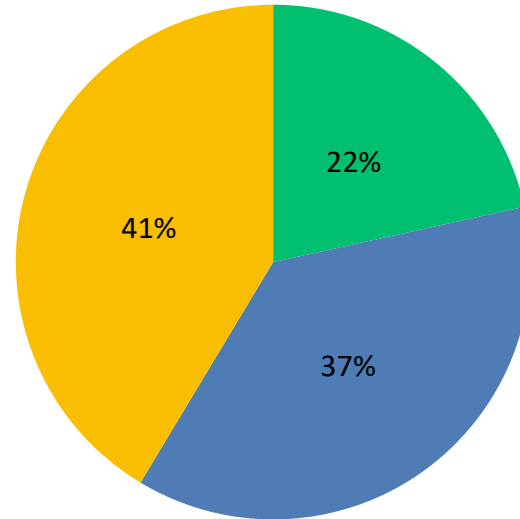
Q15: Please answer yes or no to following questions.

Answered: 119 Skipped: 270

	YES	NO	TOTAL	WEIGHTED AVERAGE
Do you think teens need to be allowed/taught to drink before they leave for college?	41.12% 44	58.88% 63	107	1.59
Have you talked to your teen about the dangers of underage drinking and drug use in the past year?	92.55% 87	7.45% 7	94	1.07
Does your teen know the consequences for breaking your house rules regarding alcohol and drug use?	78.22% 79	21.78% 22	101	1.22
Do you want your teen to make healthy alcohol/drug free choices but need more tools to help them?	63.96% 71	36.04% 40	111	1.36

Q16: Have you heard about the WAY's new text messaging program designed specifically for Hastings High School parents with weekly texts that address mental health and substance use issues?

Answered: 116



- Yes, and I'm already subscribed
- No, but I will subscribe (text WAY to 55753)
- I'm not interested and/or do not currently have a high school student

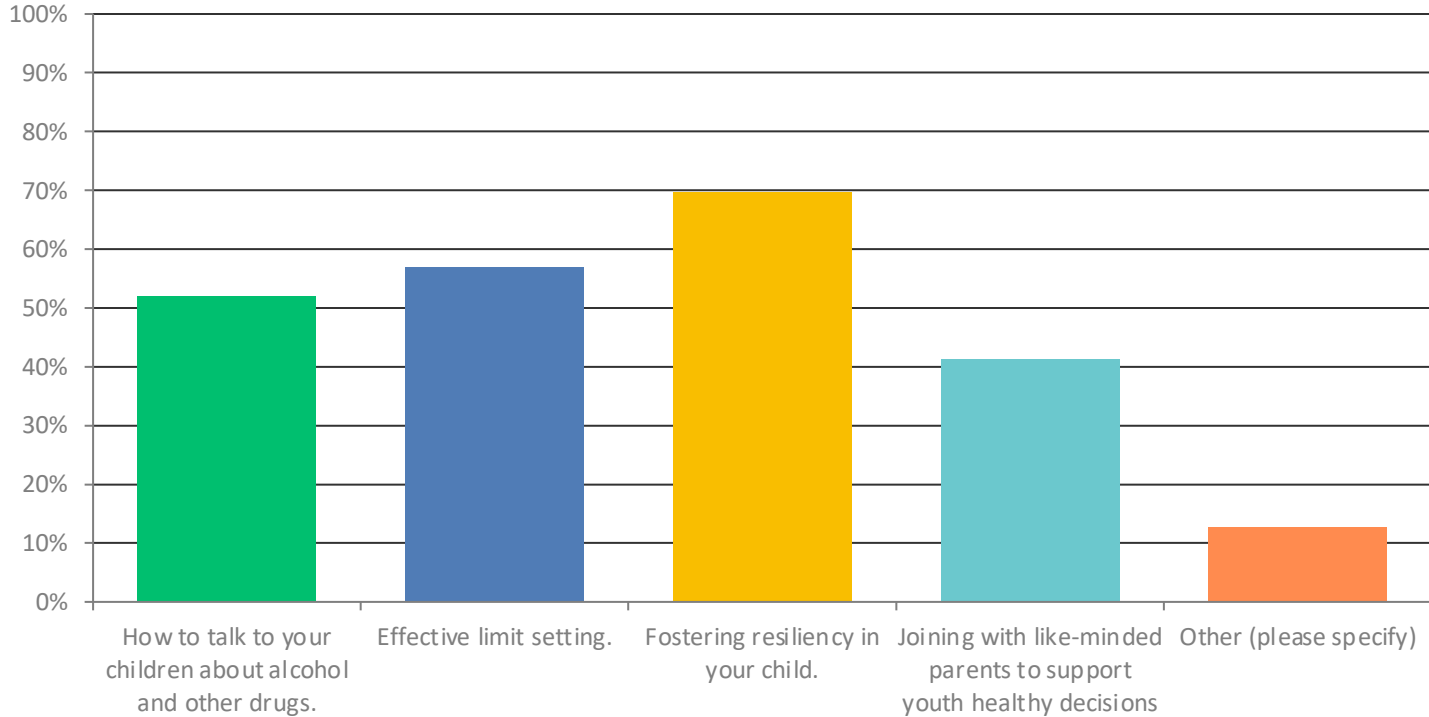
Q16: Have you heard about the WAY's new text messaging program designed specifically for Hastings High School parents with weekly texts that address mental health and substance use issues?

Answered: 116 Skipped: 273

ANSWER CHOICES	RESPONSES	
Yes, and I'm already subscribed	21.55%	25
No, but I will subscribe (text WAY to 55753)	37.07%	43
I'm not interested and/or do not currently have a high school student	41.38%	48
TOTAL		116

Q17: Which of the following would you be interested in learning more about. (check all that apply)

Answered: 102



Q17: Which of the following would you be interested in learning more about. (check all that apply)

Answered: 102 Skipped: 287

ANSWER CHOICES	RESPONSES	
How to talk to your children about alcohol and other drugs.	51.96%	53
Effective limit setting.	56.86%	58
Fostering resiliency in your child.	69.61%	71
Joining with like-minded parents to support youth healthy decisions	41.18%	42
Other (please specify)	12.75%	13
TOTAL		237